



SAINT-GOBAIN DRYWALL SYSTEM SUMMARY



Drywall System Summary

System Name	System Reference Number	Stud Size (mm)	RhinoBoard Thickness on both sides of the framework (mm)	Cavity Insulation (mm)	Fire Rating (min)	Sound Rating (Rw_dB)	Nominal Thickness (mm)	Maximum allowable height Stud spacing (mm)			Approx Weight kg/m ²	System Layout
								600c/c	400c/c	300c/c		
Gyproc Classic Wall Systems												
Gyproc Classic Wall System 51F30S30	GR201626	51 SF Gypframe® UltraSTEEL®	1 x 12.5 RhinoBoard®	None	30	30	76	2 600	2 900	3100	18.00	
Gyproc Classic Wall System 63F30S30	GR201627	63.5 SF Gypframe® UltraSTEEL®	1 x 12.5 RhinoBoard®	None	30	30	89	3 100	3 500	3800	18.00	
Gyproc Classic Wall System 63F60S41	GR201628	63.5 SF Gypframe® UltraSTEEL®	2x 12.5 RhinoBoard®	None	60	41	114	4 200	4 400	4600	36.00	
Gyproc Fire Resistant Wall Systems												
Gyproc Fire Resistant Wall System 51F60S42	GF201632	51 SF Gypframe® UltraSTEEL®	1 x 15 RhinoBoard® FireStop® dB	None	60	42	81	2 900	3 100	3 400	28.00	
Gyproc Fire Resistant Wall System 51F60S49	GF201633	51 SF Gypframe® UltraSTEEL®	1 x 15 RhinoBoard® FireStop® dB	Isover Cavitybatt™/ Cavitylite® 51	60	49	81	2 900	3 100	3 400	29.00	
Gyproc Fire Resistant Wall System 63F60S49	GF201639	63.5 SF Gypframe® UltraSTEEL®	1 x 15 RhinoBoard® FireStop® dB	Isover Cavitybatt™/ Cavitylite® 63	60	49	94	3 400	3 700	3 900	28.00	
Gyproc Fire Resistant Wall System 102F60S45	GF201634	102 SF Gypframe® UltraSTEEL®	1 x 15 RhinoBoard® FireStop® dB	None	60	45	132	4 700	5 100	5 400	29.00	

Click on the system name or icons below to view content.

Drywall System Summary

System Name	System Reference Number	Stud Size (mm)	RhinoBoard Thickness on both sides of the framework (mm)	Cavity Insulation (mm)	Fire Rating (min)	Sound Rating (Rw_dB)	Nominal Thickness (mm)	Maximum allowable height Stud spacing (mm)			Approx Weight kg/m ²	System Layout
								600c/c	400c/c	300c/c		
Gyproc Fire Resistant Wall System 102F60S52	GF201635	102 SF Gypframe® UltraSTEEL®	1 x 15 RhinoBoard® FireStop® dB	Isover Cavitybatt™/ Cavitylite® 102	60	52	132	4 700	5 100	5 400	30.00	
Gyproc Fire Resistant Wall System 102F120S52	GF201637	102 SF Gypframe® UltraSTEEL®	2x 15 RhinoBoard® FireStop® dB	None	120	52	162	6 100	6 300	6 500	56.00	
Gyproc Fire Resistant Wall System 102F120S55	GF201638	102 SF Gypframe® UltraSTEEL®	2x 15 RhinoBoard® FireStop® dB	Isover Cavitybatt™/ Cavitylite® 102	120	55	162	6 100	6 300	6 500	57.00	
Gyproc PartyWall Fire Resistant Wall System 63F120S63	GF201631	63.5 TF Gypframe® UltraSTEEL®	2x 15 RhinoBoard® FireStop® dB	Isover Cavitylite® 63	120	63	226	3 300	-	-	59.00	
Gyproc Fire Resistant Wall System 51F60S44	GF201901	51 SF Gypframe® UltraSTEEL®	1 x 15 RhinoBoard® FireStop®	Isover Cavitybatt™/ Cavitylite® 51	60	44	81	2 900	3 100	3 400	25.00	
Gyproc Fire Resistant Wall System 102F60S41	GF201902	102 SF Gypframe® UltraSTEEL®	1 x 15 RhinoBoard® FireStop®	None	60	41	132	4 700	5 100	5 400	25.00	
Gyproc Fire Resistant Wall System 102F60S48	GF201903	102 SF Gypframe® UltraSTEEL®	1 x 15 RhinoBoard® FireStop®	Isover Cavitybatt™/ Cavitylite® 102	60	48	132	4 700	5 100	5 400	26.00	

Click on the system name or icons below to view content.

Drywall System Summary

System Name	System Reference Number	Stud Size (mm)	RhinoBoard Thickness on both sides of the framework (mm)	Cavity Insulation (mm)	Fire Rating (min)	Sound Rating (Rw_dB)	Nominal Thickness (mm)	Maximum allowable height Stud spacing (mm)			Approx Weight kg/m ²	System Layout
								600c/c	400c/c	300c/c		
Gyproc Fire Resistant Wall System 63F120S47	GF201904	63.5 SF Gypframe® UltraSTEEL®	1 x 15 RhinoBoard® FireStop®+1 x 12.5 RhinoBoard® FireStop®	None	120	47	119	4 400	4 500	4 700	41.00	
Gyproc Fire Resistant Wall System 102F120S47	GF201905	102 SF Gypframe® UltraSTEEL®	2 x 15 RhinoBoard® FireStop®	None	120	47	162	6 100	6 300	6 500	48.00	
Gyproc Fire Resistant Wall System 102F120S51	GF201906	102 SF Gypframe® UltraSTEEL®	2 x 15 RhinoBoard® FireStop®	Isover Cavitybatt™ / Cavitylite® 102	120	51	162	6 100	6 300	6 500	49.00	
Gyproc PartyWall Fire Resistant Wall System 63F120S60	GF201907	63.5 TF Gypframe® UltraSTEEL®	2 x 15 RhinoBoard® FireStop®	Isover Cavitylite® 63	120	60	226	3 300	-	-	50.00	
Gyproc Secure Wall Systems												
Gyproc Secure Wall System 102F120S58	GH201642	102 SF Gypframe® UltraSTEEL®	2x 15 RhinoBoard® FireStop®dB + 0.5 Gypframe® Galvanised Steel Sheet	Isover Cavitybatt™ / Cavitylite® 102	120	58	163	6 100	6 300	6 500	68.00	
Gyproc Secure Wall System 63F120S50	GSW201901	63.5 SF Gypframe® UltraSTEEL®	2x 12.5 RhinoBoard® FireStop® + 0.5 Gypframe® Galvanised Steel Sheet	None	120	50	115	4 200	4 400	4 600	51.00	
Gyproc Secure Wall System 102F120S55	GSW201902	102 SF Gypframe® UltraSTEEL®	2x 15 RhinoBoard® FireStop® + 0.5 Gypframe® Galvanised Steel Sheet	Isover Cavitybatt™ / Cavitylite® 102	120	55	163	6 100	6 300	6 500	60.00	

Click on the system name or icons below to view content.

Drywall System Summary

System Name	System Reference Number	Stud Size (mm)	RhinoBoard Thickness on both sides of the framework (mm)	Cavity Insulation (mm)	Fire Rating (min)	Sound Rating (Rw_dB)	Nominal Thickness (mm)	Maximum allowable height			Approx Weight kg/m ²	System Layout
								600c/c	400c/c	300c/c		
Gyproc Moisture Resistant Wall Systems												
Gyproc Moisture Resistant Wall System 63F60	GM201653	63.5 SF Gypframe® UltraSTEEL®	1 x 15 RhinoBoard® MoistureResistant	None	60	n/a	94	3 500	3 800	4 000	28.00	
Gyproc Moisture Resistant Wall System 102F60	GM201654	102 SF Gypframe® UltraSTEEL®	1 x 15 RhinoBoard® MoistureResistant	None	60	n/a	132	4 700	5 100	5 400	29.00	
Gyproc Impact Resistant Wall Systems												
Gyproc Impact Resistant Wall System 63F60S41	GD201643	63.5 SF Gypframe® UltraSTEEL®	1 x 15 RhinoBoard® DuraLine	None	60	41 (-3;-9)	94	3 200	3 500	3 700	31.00	
Gyproc Impact Resistant Wall System 63F60S45	GD201644	63.5 SF Gypframe® UltraSTEEL®	1 x 15 RhinoBoard® DuraLine	Isover Cavitybatt™/ Cavitylite® 63	60	45 (-3;-10)	94	3 200	3 500	3 700	30.00	
Gyproc Impact Resistant Wall System 63F180S55	GD201645	63.5 TF Gypframe® UltraSTEEL®	2 x 15 RhinoBoard® FireStop®dB (outer layer) + 2 x 15 RhinoBoard® FireStop®dB (inner layer, between framework)	None	180	55	220	3 200	3 500	3 700	83.00	

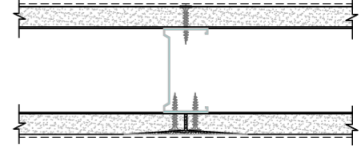
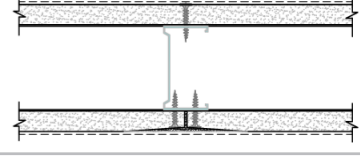
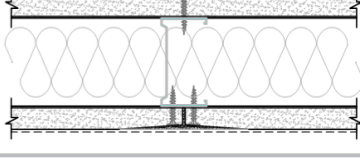
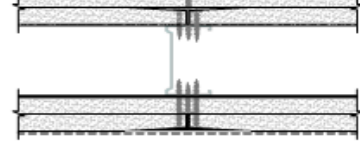
Click on the system name or icons below to view content.

Drywall System Summary

System Name	System Reference Number	Stud Size (mm)	RhinoBoard Thickness on both sides of the framework (mm)	Cavity Insulation (mm)	Fire Rating (min)	Sound Rating (Rw_dB)	Nominal Thickness (mm)	Maximum allowable height Stud spacing (mm)			Approx Weight kg/m ²	System Layout
								600c/c	400c/c	300c/c		
Gyproc Sound Resistant Wall Systems												
Gyproc Sound Resistant Wall System 63F60S53	GS201645	63.5 SF Gypframe® UltraSTEEL®	2 x 15 RhinoBoard® SoundBloc®	Isover Cavitybatt™/ Cavitylite® 63	60	53 (-2;-7)	124	4 400	4 500	4 700	58.00	
Gyproc Sound Resistant Wall System 70AS50F60S63RB2	GS201653	70 AS + SF Gypframe® UltraSTEEL® 2 resilient bars	2 x 12.5 RhinoBoard® SoundBloc®	Isover Cavitybatt™/ Cavitylite® 63	60	63	152	3 200	-	-	47.00	
Gyproc Sound Resistant Wall System 70ASF60S57	GS201646	70 AS SF Gypframe® UltraSTEEL®	2 x 12.5 RhinoBoard® SoundBloc®	Isover Cavitybatt™/ Cavitylite® 63	60	57 (-3;-6)	122	4 900	5 300	5 500	59.00	
Gyproc Sound Resistant Wall System 146F60S58RB1	GS201647	146 SF Gypframe® UltraSTEEL® + 1 resilient bar	2 x 12.5 RhinoBoard® SoundBloc®	Isover Cavitybatt™/ Cavitylite® 102	60	58 (-1;-5)	214	6 800	7 400	7 800	49.00	
Gyproc Sound Resistant Wall System 146F60S66RB2	GS201648	146 SF Gypframe® UltraSTEEL® + 2 resilient bar	2 x 12.5 RhinoBoard® SoundBloc®	Isover Cavitybatt™/ Cavitylite® 102	60	66 (-2;-7)	230	5 700	7 400	7 800	50.00	
Gyproc Sound Resistant Wall System 102LBF60S70	GS201649	102 HD TF Gypframe® UltraSTEEL®	2 x 12.5 RhinoBoard® SoundBloc®	Isover Cavitybatt™/ Cavitylite® 102	60	70 (-2;-8)	300	8 000	-	-	49.00	
Gyproc Sound Resistant Wall System 102LBF60S71	GS201650	102 HD TF Gypframe® UltraSTEEL®	2 x 15 RhinoBoard® SoundBloc®	Isover Cavitybatt™/ Cavitylite® 102	60	71 (-2;-7)	300	8 000	-	-	61.00	

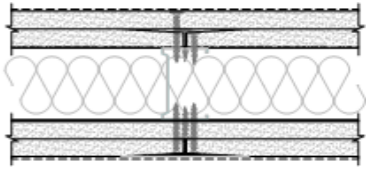
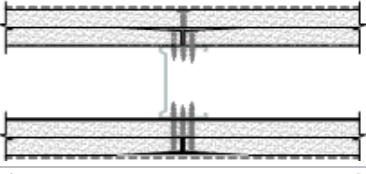
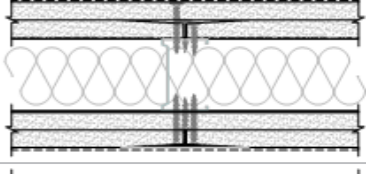
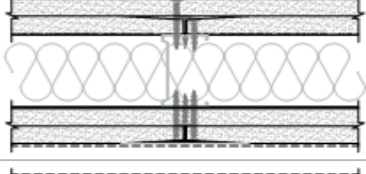
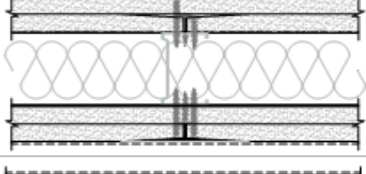
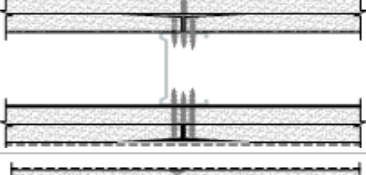
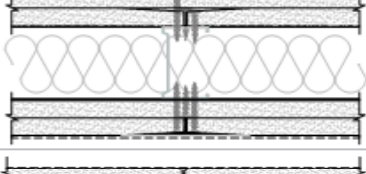

Click on the system name or icons below to view content.

Drywall System Summary

System Name	System Reference Number	Stud Size (mm)	RhinoBoard Thickness on both sides of the framework (mm)	Cavity Insulation (mm)	Fire Rating (min)	Sound Rating (Rw_dB)	Nominal Thickness (mm)	Maximum allowable height Stud spacing (mm)			Approx Weight kg/m ²	System Layout
								600c/c	400c/c	300c/c		
Gyproc Sound Resistant Wall System 102LBF180S75	GS201651	102 HD TF Gypframe® UltraSTEEL®	3 x 15 RhinoBoard® SoundBloc®	Isover Cavitybatt™/ Cavitylite® 102	180	75 (-2;-6)	550	9 000	-	-	90.00	
Gyproc Sound Resistant Wall System 102LBF180S81	GS201652	102 HD TF Gypframe® UltraSTEEL®	3 x 15 RhinoBoard® SoundBloc®	3 x Isover Cavitylite® 102 + 4 x Isover Energylite® 50	180	81 (-3;-8)	800	9 000	-	-	98.00	
Gyproc High Performance Wall Systems with Habito®												
Gyproc High Performance Wall System 63F30S41 with Habito®	GH201601	63.5 SF Habito® UltraSTEEL®	1 x 12.5 Gyproc Habito®	none	30	41 (-3;-6)	89	4 400	4 700	4 900	26.00	
Gyproc High Performance Wall System 63F30S45 with Habito®	GH201602	63.5 SF Habito® UltraSTEEL®	1 x 12.5 Gyproc Habito®	Isover Cavitybatt™/ Cavitylite® 63.5	30	45 (-2;-7)	89	4 400	4 700	4 900	27.00	
Gyproc High Performance Wall System 102F30S42 with Habito®	GH201603	102 SF Habito® UltraSTEEL®	1 x 12.5 Gyproc Habito®	none	30	42 (-2;-5)	127	6 500	7 000	7 300	27.00	
Gyproc High Performance Wall System 102F30S46 with Habito®	GH201604	102 SF Habito® UltraSTEEL®	1 x 12.5 Gyproc Habito®	Isover Cavitybatt™/ Cavitylite® 102	30	46 (-2;-6)	127	6 500	7 000	7 300	28.00	
Gyproc High Performance Wall System 51F60S47 with Habito®	GH201605	51 SF Gypframe® UltraSTEEL®	1 x 12.5 Gyproc Habito® + 1 x 12.5 RhinoBoard®	none	60	47 (-3;-9)	101	4 000	4 200	4 300	42.00	

Click on the system name or icons below to view content.

Drywall System Summary

System Name	System Reference Number	Stud Size (mm)	RhinoBoard Thickness on both sides of the framework (mm)	Cavity Insulation (mm)	Fire Rating (min)	Sound Rating (Rw_dB)	Nominal Thickness (mm)	Maximum allowable height Stud spacing (mm)			Approx Weight kg/m ²	System Layout
								600c/c	400c/c	300c/c		
Gyproc High Performance Wall System 51F60S52 with Habito®	GH201606	51 SF Gypframe® UltraSTEEL®	1 x 12.5 Gyproc Habito® + 1 x 12.5 RhinoBoard®	Isover Cavitybatt™/ Cavitylite® 51	60	52 (-2;-7)	101	4 000	4 200	4 300	43.00	
Gyproc High Performance Wall System 63F60S46 with Habito®	GH201607	63.5 SF Gypframe® UltraSTEEL®	1 x 12.5 Gyproc Habito® + 1 x 12.5 RhinoBoard®	None	60	46 (-2;-7)	114	5200	5400	5600	42.00	
Gyproc High Performance Wall System 63F60S53 with Habito®	GH201608	63.5 SF Gypframe® UltraSTEEL®	1 x 12.5 Gyproc Habito® + 1 x 12.5 RhinoBoard®	Isover Cavitybatt™/ Cavitylite® 63	60	53 (-2;-6)	114	5 200	5 400	5 600	43.00	
Gyproc High Performance Wall System 51F120S54 with Habito®	GH201613	51 SF Gypframe® UltraSTEEL®	1 x 12.5 Gyproc Habito® + 1 x 15 RhinoBoard® FireStop® dB	Isover Cavitybatt™/ Cavitylite® 51	120	54 (-4;-10)	106	4 100	4 300	4 400	54.00	
Gyproc High Performance Wall System 63F120S55 with Habito®	GH201614	63.5 SF Gypframe® UltraSTEEL®	1 x 12.5 Gyproc Habito® + 1 x 15 RhinoBoard® FireStop® dB	Isover Cavitybatt™/ Cavitylite® 63	120	55 (-3;-8)	119	5 300	5 500	5 600	54.00	
Gyproc High Performance Wall System 102F60S47 with Habito®	GH201615	102 SF Gypframe® UltraSTEEL®	1 x 12.5 Gyproc Habito® + 1 x 12.5 RhinoBoard®	None	60	47 (-2;-7)	152	7 400	7 800	8 000	43.00	
Gyproc High Performance Wall System 102F60S53 with Habito®	GH201616	102 SF Gypframe® UltraSTEEL®	1 x 12.5 Gyproc Habito® + 1 x 12.5 RhinoBoard®	Isover Cavitybatt™/ Cavitylite® 102	60	53 (-1;-4)	152	7 400	7 800	8 000	45.00	
Gyproc High Performance Wall System 63F60S60 with Habito®	GH201617	63.5 TF Gypframe® UltraSTEEL®	1 x 12.5 Gyproc Habito® + 1 x 12.5 RhinoBoard®	Isover Cavitybatt™/ Cavitylite® 63	60	60 (-2;-7)	187	8700	9000	9200	44.00	

Click on the system name or icons below to view content.

Drywall System Summary

System Name	System Reference Number	Stud Size (mm)	RhinoBoard Thickness on both sides of the framework (mm)	Cavity Insulation (mm)	Fire Rating (min)	Sound Rating (Rw_dB)	Nominal Thickness (mm)	Maximum allowable height			Approx Weight kg/m ²	System Layout
								600c/c	400c/c	300c/c		
Gyproc High Performance Wall System 63F60S65 with Habito®	GH201618	63.5 TF Gypframe® UltraSTEEL®	1 x 12.5 Gyproc Habito® (outer layer) + 2 x 12.5 RhinoBoard® (inner layer, between framework)	2 x Isover Cavitybatt™/ Cavitylite® 63	60	65 (-8;-16)	177	8700	8800	9000	45.00	
Gyproc High Performance Wall System 102F120S55 with Habito®	GH201623	102 SF Gypframe® UltraSTEEL®	1 x 12.5 Gyproc Habito® + 1 x 15 RhinoBoard® FireStop® dB	Isover Cavitybatt™/ Cavitylite® 102	120	55 (-1;-5)	157	7 500	7 800	8 000	55.00	
Gyproc High Performance Wall System 63F120S62 with Habito®	GH201624	63.5 TF Gypframe® UltraSTEEL®	1 x 12.5 Gyproc Habito® + 1 x 15 RhinoBoard® FireStop® dB	Isover Cavitybatt™/ Cavitylite® 63	120	62 (-2-7)	192	8 800	9 100	9 300	55.00	
Gyproc High Performance Wall System 63F120S65 with Habito®	GH201625	63.5 TF Gypframe® UltraSTEEL®	1 x 12.5 Gyproc Habito® (outer layer) + 2 x 15 RhinoBoard® FireStop® dB (inner layer, between framework)	2 x Isover Cavitybatt™/ Cavitylite® 63	120	65 (-5;-12)	182	8 700	8 900	9 100	56.00	
Gyproc RhinoTough Wall Systems												
Gyproc RhinoTough Wall System 63F30S39	GRW202301	63.5 SF Habito® UltraSTEEL®	1 x 12.5 RhinoBoard® RhinoTough®	None	30	39 (-2;-8)	89	4 100	4 200	4400	25.00	
Gyproc RhinoTough® Wall System 63F30S46	GRW202302	63.5 SF Habito® UltraSTEEL®	1 x 12.5 RhinoBoard® RhinoTough®	None	30	46 (-2;-7)	89	4 100	4 200	4400	26.00	
Gyproc RhinoTough® Wall System 102F30S39	GRW202303	102 SF Gypframe® UltraSTEEL®	1 x 12.5 RhinoBoard® RhinoTough®	None	30	39 (-2;-8)	127	6 100	6 300	6 600	26.00	

Click on the system name or icons below to view content.

Drywall System Summary

System Name	System Reference Number	Stud Size (mm)	RhinoBoard Thickness on both sides of the framework (mm)	Cavity Insulation (mm)	Fire Rating (min)	Sound Rating (Rw_dB)	Nominal Thickness (mm)	Maximum allowable height Stud spacing (mm)			Approx Weight kg/m ²	System Layout
								600c/c	400c/c	300c/c		
Gyproc RhinoTough® Wall System 102F30S47	GRW202304	102 SF Gypframe® UltraSTEEL®	1 x 12.5 RhinoBoard® RhinoTough®	Isover Cavitybatt™ Cavitylite® 102	30	47 (-1;-5)	127	6 100	6 300	6 600	27.00	
Gyproc RhinoTough® Wall System 63F120S46	GRW202305	63.5 SF Habito® UltraSTEEL®	1 x 12.5 RhinoBoard® RhinoTough® +1 x 12.5 RhinoBoard®	None	120	46 (-2;-7)	114	4 200	-	-	40.00	
Gyproc RhinoTough® Wall System 63F120S51	GRW202306	63.5 SF Habito® UltraSTEEL®	1 x 12.5 RhinoBoard® RhinoTough® +1 x 12.5 RhinoBoard®	Isover Cavitybatt™ Cavitylite® 63	120	51 (-2;-5)	114	4 100	4 200	4 400	40.00	
Gyproc RhinoTough® Wall System 120F120S46	GRW202307	102 SF Gypframe® UltraSTEEL®	1 x 12.5 RhinoBoard® RhinoTough® +1 x 12.5 RhinoBoard®	None	120	46 (-2;-7)	152	4 200	-	-	40.00	
Gyproc RhinoTough® Wall System 120F120S52	GRW202308	102 SF Gypframe® UltraSTEEL®	1 x 12.5 RhinoBoard® RhinoTough® +1 x 12.5 RhinoBoard®	Isover Cavitybatt™ Cavitylite® 102	120	52 (-2;-4)	152	6 100	6 300	6 600	42.00	

Gyproc High Performance Wall Systems with X-Ray Protection

Gyproc High Performance System 102F30S53 with X-Ray Protection	GX201626	102 SF Gypframe® UltraSTEEL®	1 x 12.5 Gyproc with X-Ray Protection	Isover Cavitybatt™/ Cavitylite® 102	30	53	127	5 600	-	-	42.00	
Gyproc High Performance System 102F120S57 with X-Ray Protection	GX201627	102 SF Gypframe® UltraSTEEL®	2 x 12.5 Gyproc with X-Ray Protection	Isover Cavitybatt™/ Cavitylite® 102	120	57	152	5 900	-	-	81.00	

Click on the system name or icons below to view content.

Drywall System Summary

System Name	System Reference Number	Stud Size (mm)	RhinoBoard Thickness on both sides of the framework (mm)	Cavity Insulation (mm)	Fire Rating (min)	Sound Rating (Rw_dB)	Nominal Thickness (mm)	Maximum allowable height at L/250 AT 200Pa Stud spacing (mm)			Maximum allowable height L/125 AT 200Pa Stud spacing (mm)			Approx Weight kg/m ²	System Layout
								600c/c	400c/c	300c/c	600c/c	400c/c	300c/c		
Gyproc Extra-height Wall Systems															
Gyproc Extra-height Drywall System 150F00	GE201901	150 I-Stud Gypframe® UltraSTEEL®	1 x 12.5 RhinoBoard®	None	-	42(-3,-8)	175	7 600	8 500	9 500	9 400	10 600	11 600	21.00	
Gyproc Extra-height Drywall System 150F30	GE201902	150 I-Stud Gypframe® UltraSTEEL®	1 x 15 RhinoBoard® FireStop®	None	30	46(-2,-8)	180	7 800	8 700	9 500	9 700	10 800	11 800	29.00	
Gyproc Extra-height Drywall System 150F60	GE202301	150 I-Stud Gypframe® UltraSTEEL®	1 x 15 RhinoBoard® FireStop®	None	60	-	180	7 800	8 700	9 500	9 700	10 800	11 800	29.00	
Gyproc Extra-height Drywall System 150F60	GE201903	150 I-Stud Gypframe® UltraSTEEL®	2 x 15 RhinoBoard® FireStop®	None	60	53(-2,-7)	210	8 800	9 500	10 200	10 900	11 900	12 700	56.00	
Gyproc Extra-height Drywall System 150F120	GE202302	150 I-Stud Gypframe® UltraSTEEL®	2 x 15 RhinoBoard® FireStop®	None	120	-	210	-	-	-	10 900	11 900	12 700	56.00	
Gyproc Extra-height Drywall System 150F120	GE201904	150 I-Stud Gypframe® UltraSTEEL®	3 x 15 RhinoBoard® FireStop®	None	120	57(-1,-5)	240	9 600	10 200	10 800	11 900	12 700	13 400	78.00	

Click on the system name or icons below to view content.

Drywall System Summary

System Name	System Reference Number	Stud Size (mm)	RhinoBoard Thickness on both sides of the framework (mm)	Cavity Insulation (mm)	Fire Rating (min)	Sound Rating (Rw_dB)	Nominal Thickness (mm)	Maximum allowable height at L/250 AT 200Pa Stud spacing (mm)			Maximum allowable height L/125 AT 200Pa Stud spacing (mm)			Approx Weight kg/m ²	System Layout
								600c/c	400c/c	300c/c	600c/c	400c/c	300c/c		
Glasroc X Exterior Wall Cladding System															
Glasroc X Exterior Wall Cladding System 90F30S51	GXF202201	90 SF	1 x 12.5 Gyproc Glasroc® X + 1 x 15 RhinoBoard® FireStop® dB	Isover Cavitybatt™/ Cavitylite® 102	30	51 (-3,-8)	145	-	-	-	-	-	-	47.00	
Glasroc X Exterior Wall Cladding System 90F60S55	GXF202202	90 SF	1 x 12.5 Gyproc Glasroc® X + 2 x 15 RhinoBoard® FireStop® dB	Isover Cavitybatt™/ Cavitylite® 102	60	55 (-2,-8)	160	-	-	-	-	-	-	60.00	

(NB) The fire resistance and sound insulation performances are for imperforate drywall incorporating boards with joints taped and filled, or skied to Gyproc recommendations. The quoted performances are achieved if only Gyproc components and fixings recommendations are adhered to throughout. Any variation in the specification should be checked with Saint-Gobain Gyproc Technical and Specification.

For Maximum Height above 4200, use Gypframe® UltraSTEEL® Deep Track.

(NB) Maximum allowable heights – Based on limiting deflection of L/250 at 200Pa and L/125 at 200Pa.

The above quoted figure are based on test data, simulations, calculations and/or determinations where applicable.

SF - Single Frame **TF** - Twin Frame

Drywalls are tested in accordance with SANS 10177-2 and BS EN 1364-1:1999

w When there is no insulation in the cavity and the studs spacing is reduced to 300 centres, this results in an estimated 3dB loss in the Rw compared to studs at 600 centres without insulation.

w When there is insulation in the cavity and the studs spacing is reduced to 300 centres, this results in an estimated 2dB loss in the Rw compared to studs at 600 centres with insulation in the cavity.

w When there is no insulation in the cavity and the studs spacing is reduced to 400 centres, this results in an estimated 2dB loss in the Rw compared to studs at 600 centres without insulation.

w When there is insulation in the cavity and the studs spacing is reduced to 400 centres, this results in an estimated 0dB loss in the Rw compared to studs at 600 centres with insulation in the cavity.

w Our plasterboards are GreenTag Level A (Cape Town) and Level B (Other) certified.

Click on the system name or icons below to view content.