

NEW

 **RhinoROC™** | THE STRENGTH TO
BUILD YOUR DREAMS

12 mm Fibre Cement Boards

Introducing the **innovative
fibre cement range**



New Fibre Cement Board

Gyproc RhinoROC™ 12 mm fibre cement boards are 100% asbestos free and made from cement, sand, cellulose fibres, and additives.

Utilising high quality raw materials and the latest Hatschek manufacturing processes with autoclave technology, Gyproc RhinoROC™ boards deliver superior quality, durability, and outstanding moisture resistance.

Gyproc RhinoROC™ 12 mm fibre cement boards have been designed to withstand rotting, swelling & warping in areas susceptible to moisture. Designed for applications where increased rigidity and impact resistance are required, RhinoROC™ 12 mm boards are well suited for both internal and external building systems.

Due to its versatility and durability, Gyproc RhinoROC™ 12 mm is suitable to be used in a wide range of architectural and construction applications including wall linings, façade systems and partitioning solutions.

Performance




Superior High Grade Quality

FEATURE

Superior Quality

BENEFIT

The increased thickness improves rigidity and impact resistance, making these boards suitable for wall and façade applications.




Super Resilient & Extra Durable

FEATURE

Durable in multiple environments

BENEFIT

RhinoROC™ 12 mm boards are designed to perform reliably in demanding conditions including exposure to varying temperatures and humidity levels.




Top Moisture Resistance

FEATURE

Moisture resistance properties

BENEFIT

The cementitious composition provides strong resistance to moisture, helping maintain board stability in wet areas and external building envelopes.



100%
Asbestos Free



Flexural Strength

The ability of a fibre cement board to resist bending-forces before it breaks. This measures how much load or stress the board can withstand when supported at two points and loaded in the centre.

Linear Expansion

The change in length of a fibre cement board when its moisture content changes from an oven-dry state to a saturated (wet) state.

Water Absorption

Measures how much water the board takes in when soaked, compared to how much it weighs when dry.

This is a key indicator of porosity, material density, durability, and moisture resistance.

Tolerances

- Thickness: ±0.9 mm
- Length: +3–6 mm
- Width: +3–5 mm

Modulus of Elasticity

The Modulus of Elasticity (MOE) is a measure of the stiffness of a fibre cement board and its ability to resist deformation when subjected to an applied load.

It indicates the extent to which the board will bend under load before reaching its breaking point.

A higher MOE denotes a stiffer board with reduced deflection and greater resistance to flexing under service conditions.

RhinoROC™ 12 mm Internal Parallel to fibre direction	Average: 6300 MPa
RhinoROC™ 12 mm External Parallel to fibre direction	Average: 5300 MPa
RhinoROC™ 12 mm Internal Across fibre direction	Average: 6500 MPa
RhinoROC™ 12 mm External Across fibre direction	Average: 5200 MPa

Reaction to Fire Performance

In accordance with SANS 53501 classification, RhinoROC™ 12 mm boards are classified as non-combustible materials.

Product Standards

RhinoROC™ 12 mm is manufactured according to a combination of SANS 803 & EN 12467 & ASTM C1186 standards.

Limitations of Use

RhinoROC™ 12 mm boards perform as intended for their specified internal and external applications when correctly installed.

BOARD THICKNESS (mm)	BOARD WIDTH (mm)	BOARD LENGTH (mm)	EDGE TYPE	MASS (kg/m ²)	FLEXURAL STRENGTH (MPa) Parallel to bearers		FLEXURAL STRENGTH (MPa) Right angles to bearers		LINEAR EXPANSION (In water) (%)	WATER ABSORPTION (After 48 hrs) (%)	MOISTURE CONTENT (%)	DENSITY (kg/m ³)
					Internal	External	Internal	External				
12	1200	2400, 3000, 3600	Square Edge	22	Internal	11.68	Internal	17.34	0.11	< 30	< 12	1300 ± 50
					External	9.39	External	13.98				

Application & Installation

General

It is important to observe appropriate health and safety legislation when working on site i.e., personal protective clothing and equipment, etc. The following notes are intended as general guidance only. In practice, consideration must be given to design criteria requiring specific project solutions.

Decoration

RhinoROC™ 12 mm boards may be painted or finished in accordance with the paint manufacturer's specifications. For best results, ensure the surface is clean, dry, and free from dust before application. High-quality coatings should be selected in accordance with the paint manufacturer's specifications for use on fibre cement and for the specific service environment, whether internal or external, to achieve maximum durability and an aesthetic finish.

Handling

Off-loading:

Handle boards carefully to avoid strain or damage. Lift each board upright, do not slide boards off the stack, as this may cause scuffing.

Carrying:

Always handle boards with two people, carrying them on their edge. When lifting, keep the long

edge in contact with the stack. Do not lift boards flat (with the face parallel to the ground).

Safety:

Consider the weight of the boards during handling and use proper lifting techniques to prevent injury.

Fixing

Board Orientation: Install RhinoROC™ boards with the smoother side facing out.

For RhinoROC™ boards:

- Fix to steel or timber frameworks at required spacing centers with appropriate fixings.
- Fix boards to timber or steel frame using proprietary screws as per project scope of works.
- Install boards as per project scope of works.

Jointing

Use proprietary M-Strip, H-Strip or exposed joints detailing as per scope of works.

Cutting

An electric saw, jigsaw, or grinder equipped with an appropriate blade should be used to ensure clean and precise cuts.

Power tools should only be operated by individuals who are properly trained and authorized to use them safely. The use of suitable personal protective equipment (PPE) which includes eye, ear, and respiratory protection are essential during all cutting and installation activities.